

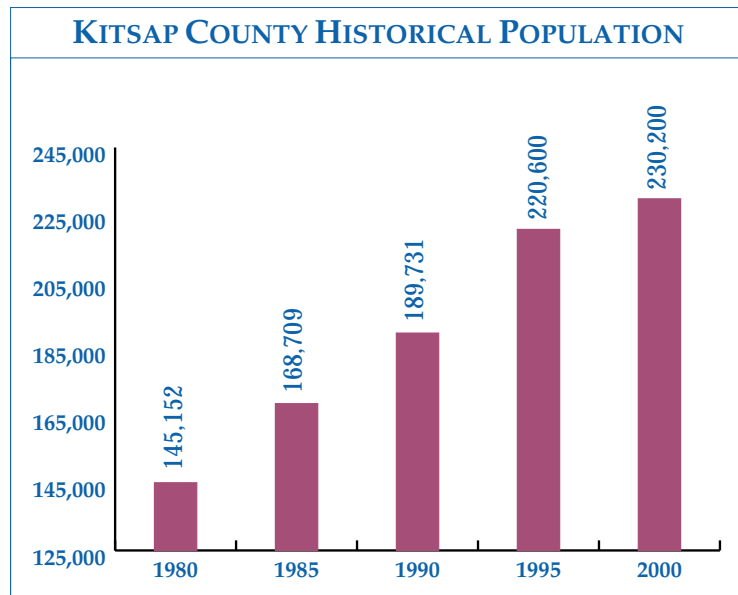
Kitsap County Population Gained 500 in 2000:

The slight (0.2%) population gain in Kitsap County was due to increases in Bainbridge Island, which experienced a 1.6% increase in population last year and Poulsbo, which experienced just under a 1% increase. All other areas of the county basically remained at the same population that they had in 1999.

Statistics gathered from the Washington State Office of Financial Management off their web site: www.ofm.wa.gov/, are summarized in the following charts and graphs.

KITSAP COUNTY POPULATION								
	1980	1990	1995	1996	1997	1998	1999	2000
KITSAP COUNTY	147,152	189,731	220,600	224,700	229,400	229,000	229,700	230,200
<i>Annual Growth Rate</i>	-	2.89%	2.38%	1.86%	2.09%	-0.17%	0.31%	0.22%
BREMERTON	36,208	38,142	39,610	38,370	38,600	37,260	36,260	36,160
<i>Annual Growth Rate</i>	-	0.53%	0.77%	-3.13%	0.60%	-3.47%	-2.68%	-0.30%
PORT ORCHARD	4,787	4,984	6,240	6,610	6,965	6,945	7,255	7,270
<i>Annual Growth Rate</i>	-	0.41%	5.81%	5.93%	5.37%	-0.29%	4.46%	0.21%
POULSBO	3,453	4,848	5,765	6,070	6,175	6,590	6,445	6,500
<i>Annual Growth Rate</i>	-	4.04%	3.00%	5.29%	1.73%	6.72%	-2.20%	0.85%
BAINBRIDGE ISLAND	2,196	3,081	17,910	18,530	18,920	19,080	19,840	20,150
<i>Annual Growth Rate</i>	-	4.03%	*	3.46%	2.10%	0.85%	3.98%	1.56%

**Incorporation of entire Island of Bainbridge Island (1991)*



Historical Population Trends:

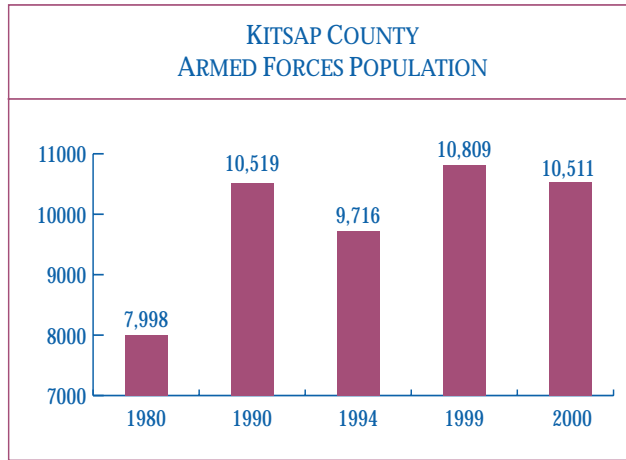
Kitsap County ranks 15th out of 39 counties in the State as the fastest (percentage) growing from 1990-1999. Growth has been very rapid. Kitsap County's resident population grew from 101,732 in 1970 to 189,731 by 1990, an increase of 87%, representing 88,000 people. By comparison, the state population grew by 42.6% over the same period. In the last nine years (1990 to 1999), Kitsap County grew by 21%. The state population grew by 18% during the same period.

Older Population in Kitsap County Increased by 2.42% in 2000:

Kitsap population aged 65 and over has gradually increased since 1990. In 1990, 10.64% of the population in Kitsap County was aged 65 or over. At the end of 2000, the percentage of Kitsap's population that was 65 years and over had increased to 11.1%. This is less than the state average of 15%. And, it is interesting to note that five Washington state counties have populations where 20% or more are 65-years-old or older and 80% or less are under the age of 65. The one-year increase in this older population group for Kitsap county (1999 to 2000) was 2.42%.

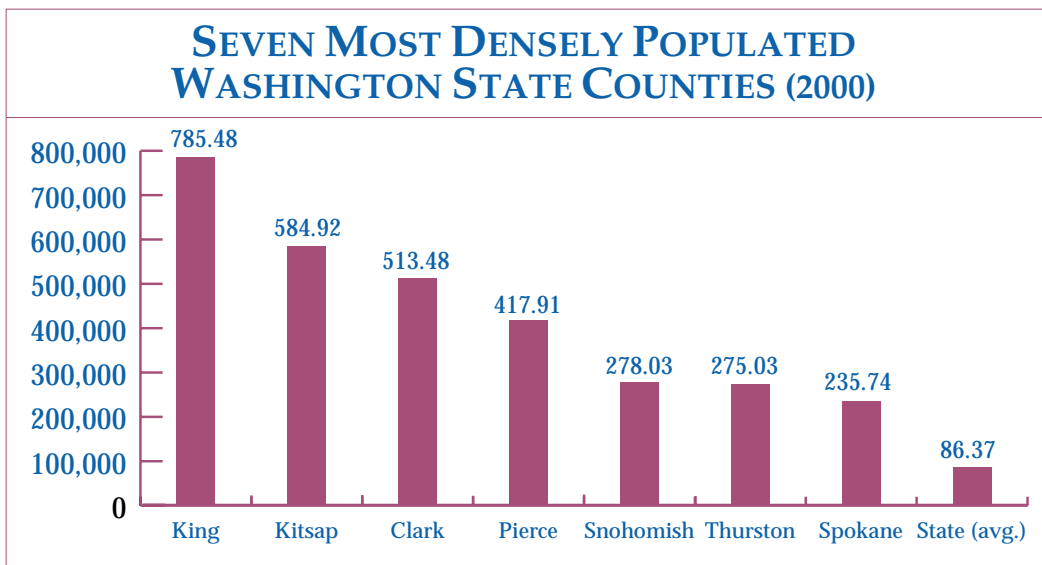
Armed Forces Personnel in Kitsap County:

Although Armed Forces personnel population has been reduced in other parts of Washington State, Kitsap County has maintained a fairly steady military population.



Kitsap County Population Density is 2nd Highest out of 39 Counties in the State:

Although the general appearance of Kitsap County seems “rural” due to the vistas of water, mountains and trees, it is, in fact, the second most dense county in the state of Washington, second only to King County.



SEVEN MOST DENSELY POPULATED WASHINGTON STATE COUNTIES (1999)			
COUNTY	1999 People/Sq. Mi.	LAND AREA (Square Miles)	1999 POPULATION
King	785.48	2,135.001	1,677,000
Kitsap	584.92	392.70	229,700
Clark	513.48	656.30	337,000
Pierce	417.91	1,675.00	700,000
Snohomish	278.03	2,098.00	583,300
Thurston	275.03	737.00	202,700
Spokane	235.74	1,758.30	414,500
<i>State (avg.)</i>	<i>86.37</i>	<i>66,662.10</i>	<i>5,757,400</i>

Kitsap County Median Household Income Ranked 6th out of 39 Counties in the State:
 Kitsap County enjoys a relative high Median Household Income compared to the majority of Washington state counties. It ranks 6th out of the 39 counties. King County enjoys the highest Median Household Income (\$60,785) and Okanogan has the lowest (\$23,696).

EIGHT HIGHEST MEDIAN INCOME WASHINGTON STATE COUNTIES (1999)	
COUNTY	Median Household Income
King	\$60,785
Snohomish	\$52,450
San Juan	\$48,458
Clark	\$47,353
Benton	\$44,841
Kitsap	\$44,036
Pierce	\$43,624
Thurston	\$43,475
<i>State (avg)</i>	<i>\$48,289</i>

by
 Washington State Office of Financial Management

Web site: www.ofm.wa.gov